



NORTH LITTLE ROCK WASTE WATER UTILITY

March 8, 2007

Cert. No: 7006 0100 0003 3856 6263

Mr. Allen Gilliam
Arkansas Department of Environmental Quality
P.O. Box 8913
Little Rock, AR 72219-8913

Re: Pretreatment Industrial Users Annual Report
NPDES Permits: AR0020303, AR0020320, AR0038288

Dear Mr. Gilliam:

We are submitting the 2006 Pretreatment Industrial Users Annual Report for NPDES Permits AR0020303, AR0020320, and AR0038288. The following items are attached:

- Pretreatment Performance Summary
- Updated Significant Industrial Users with Address List
- Significant Violators List
- Monitoring Results for the Annual Pretreatment Report for Faulkner Lake, Five Mile Creek, and White Oak Bayou treatment plants
- Copy of Public Notice to be published in the Arkansas Democrat-Gazette March 5, 2007

If additional information is needed, contact me or a member of my staff at 501-945-7186.

NORTH LITTLE ROCK WASTE WATER UTILITY

Emric F. Roll
Pretreatment Coordinator

Encl.

NPDES PERMIT FILE
NPDES # AR0020303
AFIN # 00-06274
Permit PN
 Correspondence
 Technical Backup
12-4-07 Date Scanned MA

7865

RECEIVED

MAR 14 2007

MR

PCS coded
int/eff loaded
IUS ✓
AE

ATTACHMENT C
 PRETREATMENT PERFORMANCE SUMMARY (PPS)

NOTE: ALL QUESTIONS REFER TO THE INDUSTRIAL PRETREATMENT PROGRAM AS APPROVED BY THE EPCRA PERMITTEE. THE PERMITTEE SHOULD NOT ANSWER THE QUESTIONS BASED ON CHANGES MADE TO THE APPROVED PROGRAM WITHOUT DEPARTMENT AUTHORIZATION.

I. General Information

Control Authority Name North Little Rock Waste Water Utility

Address 7400 Baucum Pike, P.O. Box 17898

City North Little Rock State/Zip AR 72117

Contact Person Ed Toland Position Industrial/Pretreatment Supervisor

Contact Telephone (501) 945-7186 Ext. 116 NPDES Permit Nos. AR0020303; AR0020320; AR0038288

Reporting Period January 1, 2006 December 31, 2006
 (Beginning Month and Year) (Ending Month and Year)

Total Number of Categorical IUs 2

Total Number of Significant Noncategorical IUs 14

II. Significant Industrial User Compliance

	SIGNIFICANT INDUSTRIAL USERS	
	Categorical	NonCategorical
1) No. of SIUs Submitting BMRs/Total No. Required.	<u>0 / 0</u>	<u>N/A*</u>
2) No. of SIUs Submitting 90-Day Compliance Reports/No. Required.	<u>0 / 0</u>	<u>N/A*</u>
3) No. of SIUs Submitting Semiannual Reports/ Total No. Required.	<u>0 / 0</u>	<u>0 / 0</u>
4) No. of SIUs Meeting Compliance Schedule/ Total No. Required to Meet Schedule	<u>0 / 0</u>	<u>0 / 0</u>
5) No. of SIUs in Significant Noncompliance/ Total No. of SIUs	<u>0 / 2</u>	<u>0 / 14</u>
6) Rate of Significant Noncompliance for all SIUs (categorical and noncategorical) . .		<u>0 / 16</u>

III. Compliance Monitoring Program

	<u>SIGNIFICANT INDUSTRIAL USERS</u>	
	<u>Categorical</u>	<u>NonCategorical</u>
1) No. of Control Documents Issued/Total No. Required.	<u>2/2</u>	<u>14/14</u>
2) No. of Nonsampling Inspections Conducted.	<u>2/2</u>	<u>14/14</u>
3) No. of Sampling Visits Conducted.	<u>2/500</u>	<u>14/3500</u>
4) No. of Facilities Inspected (nonsampling)	<u>2/2</u>	<u>14/14</u>
5) No. of Facilities Sampled	<u>2/2</u>	<u>14/14</u>

IV. Enforcement Actions

	<u>SIGNIFICANT INDUSTRIAL USERS</u>	
	<u>Categorical</u>	<u>NonCategorical</u>
1) No. of Compliance Schedules Issued/No. of Schedules Required	<u>0/0</u>	<u>0/0</u>
2) No. of Notices of Violations Issued to SIUs	<u>4</u>	<u>14</u>
3) No. of Administrative Orders Issued to SIUs	<u>0</u>	<u>0</u>
4) No. of Civil Suits Filed.	<u>0</u>	<u>0</u>
5) No. of Criminal Suits Filed	<u>0</u>	<u>0</u>
6) No. of Significant Violators (attach newspaper publication).	<u>0</u>	<u>0</u>
7) Amount of Penalties Collected (total dollars/IUs assessed)	<u>\$149.89/2</u>	<u>\$4480.01/14</u>
8) Other Actions (sewer bans, etc.)	<u>0/2</u>	<u>0/14</u>

The following certification must be signed in order for this form to be considered complete:

I certify that the information contained herein is complete and accurate to the best of my knowledge.

Emmie F. Roll

March 8, 2007

Authorized Representative

Date

ANNUAL REPORT - 2006
AS REQUIRED BY INDUSTRIAL PRETREATMENT PROGRAM

INDUSTRIES UNDER PERMIT AT THIS TIME ARE:

NONCATEGORICAL

ARKANSAS SURGICAL HOSPITAL
 BAPTIST HEALTH MEDICAL CENTER-NORTH
 BLUE BEACON OF NLR
 CENTRAL ARKANSAS HEALTHCARE SYSTEMS
 CHICOPEE INC.
 J B HUNT TRANSPORTATION
 J M PRODUCTS INC.
 L'OREAL USA PRODUCTS INC.
 MAVERICK TRANSPORTATION
 BRUCE OAKLEY INC.
 ST. VINCENT MEDICAL CENTER - NORTH
 TRUCK-O-MAT OF NORTH LITTLE ROCK
 TYSON FOODS INC.
 UNION PACIFIC RAILROAD (PIKE AV.)

CATAGORICAL

KOPPERS INDUSTRIES
 DELUXE MEDIA

NUMBER INDUSTRIES IN COMPLIANCE	2
NUMBER INDUSTRIES IN NONCOMPLIANCE	14
NUMBER INDUSTRIES IN SIGNIFICANT NONCOMPLIANCE	0
PENALTY CHARGES BILLED	\$4,629.90
SURCHARGE CHARGES BILLED	\$94,102.86
REGULAR SEWER CHARGES BILLED	\$939,213.50
MISCELLANEOUS CHARGES BILLED	(\$2,911.56)
TOTAL INDUSTRIAL CHARGES BILLED	\$1,035,034.70
NON-SAMPLING INSPECTIONS MADE	16
SAMPLING INSPECTIONS MADE	4,000
VIOLATION NOTICES SENT	18
NONCOMPLIANCE CALLS MADE	38
COMPLIANCE SCHEDULES ISSUED	0
CONSENT ADMINISTRATIVE ORDERS ISSUED	0
TOTAL INDUSTRIAL FLOW FOR THIS YEAR (GALS)	331,947,041

Summary Sheet

2006 Industrial Pretreatment Billing

Charges	Regular	Surcharge	Penalty	Other	Total
Ar. Surgical Hosp.	4,108.56	1,734.14	14.82		5,857.52
Baptist Health	39,551.52	31,607.42			71,158.94
Blue Beacon	17,262.48	2,107.88	637.18		20,007.54
CAV Hosp.	193,485.84	56.06	3,215.95		196,757.85
Chicopee	270,681.48			-2,877.62	267,803.86
Deluxe Media	39,567.84	8,748.45		-33.94	48,282.35
J B Hunt	12,264.48		52.15		12,316.63
J M Products	4,200.36	1,062.27			5,262.63
Koppers	28,333.56	7,861.60	149.89		36,345.05
L'Oreal	37,401.36	25,187.94			62,589.30
Maverick	13,466.04	2,754.27	396.34		16,616.65
Oakley	4,700.16	1,427.88	116.58		6,244.62
St. Vincent Hosp.	20,910.00	10,759.69			31,669.69
Truck-O-Mat	8,682.24	27.09	46.99		8,756.32
Tyson	114,590.88	768.17			115,359.05
Union-Pac (Pike)	119,919.36				119,919.36
Union-Pac (400yd)	10,087.34				10,087.34
Total Charges	939,213.50	94,102.86	4,629.90	-2911.56	1,035,034.70

ARKANSAS SURGICAL HOSPITAL (2006)
PERMIT NUMBER - 2005040110
COMPLIANCE STATUS - NC

NON-COMPLIANCE INCIDENTS:

February Failure to submit annual metals analysis.
 October TSS over limits
 October BOD over limits
 November Failure to submit daily meter readings

CHARGES ASSESSED:

MONTH	REGULAR	SURCHARGE	PENALTY	OTHER	TOTAL
JAN	\$322.32	\$209.23			\$531.55
FEB	\$285.60	\$118.79			\$404.39
MAR	\$318.24				\$318.24
APR	\$332.52	\$20.10			\$352.62
MAY	\$342.72	\$13.39			\$356.11
JUN	\$346.80	\$134.72			\$481.52
JUL	\$326.40	\$134.25			\$460.65
AUG	\$383.52	\$162.20			\$545.72
SEPT	\$357.00	\$151.22			\$508.22
OCT	\$371.28	\$427.76	\$14.82		\$813.86
NOV	\$381.48	\$243.35			\$624.83
DEC	\$340.68	\$119.13			\$459.81
TOTAL	\$4,108.56	\$1,734.14	\$14.82	\$0.00	\$5,857.52

INSPECTIONS:

SAMPLING:	250
NON-SAMPLING	1
TOTAL	251

FLOWS:

MONTH	GALLONS	DAILY AVERAGE
JAN	118,184	3,812
FEB	104,720	3,740
MAR	116,688	3,764
APR	121,924	4,064
MAY	125,664	4,054
JUN	127,160	4,239
JUL	119,680	3,861
AUG	140,624	4,536
SEPT	130,900	4,363
OCT	136,136	4,391
NOV	139,876	4,663
DEC	124,916	4,030
TOTAL		1,506,472

COMMENTS:

BAPTIST HEALTH MEDICAL CENTER (2006)
PERMIT NUMBER - 2005090111
COMPLIANCE STATUS - NC

NON-COMPLIANCE INCIDENTS:

January BOD above limits

CHARGES ASSESSED:

MONTH	REGULAR	SURCHARGE	PENALTY	OTHER	TOTAL
JAN	\$3,435.36	\$5,322.59			\$8,757.95
FEB	\$2,972.28	\$2,481.03			\$5,453.31
MAR	\$3,431.28	\$1,233.45			\$4,664.73
APR	\$3,100.80	\$2,676.33			\$5,777.13
MAY	\$3,272.16	\$4,159.03			\$7,431.19
JUN	\$3,274.20	\$2,087.57			\$5,361.77
JUL	\$3,398.64	\$1,469.25			\$4,867.89
AUG	\$3,378.24	\$3,414.99			\$6,793.23
SEPT	\$3,202.80	\$2,061.54			\$5,264.34
OCT	\$3,366.00	\$2,088.64			\$5,454.64
NOV	\$3,278.28	\$1,560.10			\$4,838.38
DEC	\$3,441.48	\$3,052.90			\$6,494.38
TOTAL	\$39,551.52	\$31,607.42	\$0.00	\$0.00	\$71,158.94

INSPECTIONS:

SAMPLING:	250	
NON-SAMPLING	<u>1</u>	
TOTAL		251

FLOWS:

MONTH	GALLONS	DAILY AVERAGE
JAN	1,259,130	40,617
FEB	1,089,480	38,910
MAR	1,257,865	40,576
APR	1,136,320	37,877
MAY	1,199,640	38,698
JUN	1,200,350	40,012
JUL	1,245,590	40,180
AUG	1,238,460	39,950
SEPT	1,173,900	39,130
OCT	1,234,140	39,811
NOV	1,201,890	40,063
DEC	1,261,610	40,697
TOTAL		14,498,375

COMMENTS:

BLUE BEACON OF NLR (2006)
PERMIT NUMBER - 2005090112
COMPLIANCE STATUS - NC

NON-COMPLIANCE INCIDENTS:

January pH below limits (3)
 February pH below limits (2)
 February TSS above limits
 March pH below limits (5)
 May TSS above limits
 October TSS above limits
 November pH below limits
 December pH below limits (3)

CHARGES ASSESSED:

MONTH	REGUALR	SURCHARGE	PENALTY	OTHER	TOTAL
JAN	\$1,385.16	\$121.39	\$98.34		\$1,604.89
FEB	\$1,166.88	\$160.08	\$90.89		\$1,417.85
MAR	\$1,576.92	\$92.61	\$226.48		\$1,896.01
APR	\$1,462.68	\$108.05			\$1,570.73
MAY	\$1,379.04	\$233.48			\$1,612.52
JUN	\$1,538.16	\$187.73			\$1,725.89
JUL	\$1,438.20	\$250.09			\$1,688.29
AUG	\$1,509.60	\$144.76			\$1,654.36
SEPT	\$1,583.04	\$58.83			\$1,641.87
OCT	\$1,562.64	\$537.73	\$70.98		\$2,171.35
NOV	\$1,301.52	\$157.65	\$26.82		\$1,485.99
DEC	\$1,358.64	\$55.48	\$123.67		\$1,537.79
TOTAL	\$17,262.48	\$2,107.88	\$637.18	\$0.00	\$20,007.54

INSPECTIONS:

SAMPLING: 250
 NON-SAMPLING 1
 TOTAL 251

FLOWS:

MONTH	GALLONS	DAILY AVERAGE
JAN	507,892	16,384
FEB	427,856	15,281
MAR	578,204	18,652
APR	536,316	17,877
MAY	505,648	16,311
JUN	563,992	18,800
JUL	527,340	17,011
AUG	553,520	17,855
SEPT	580,448	19,348
OCT	572,968	18,483
NOV	477,224	15,907
DEC	498,168	16,070
TOTAL		6,329,576

COMMENTS:

C A V MEDICAL CENTER (2006)
PERMIT NUMBER - 2005090113
COMPLIANCE STATUS - NC

NONCOMPLIANCE INCIDENTS:

January pH below limits
 February pH above limits
 April pH below limits
 June pH below limits
 November pH above limits

CHARGES ASSESSED:

MONTH	REGUALR	SURCHARGE	PENALTY	OTHER	TOTAL
JAN	\$12,376.68	\$56.06	\$296.33		\$12,729.07
FEB	\$11,064.96		\$283.51		\$11,348.47
MAR	\$14,953.20		\$1,493.02		\$16,446.22
APR	\$16,489.32		\$447.67		\$16,936.99
MAY	\$15,989.52				\$15,989.52
JUN	\$17,213.52		\$355.70		\$17,569.22
JUL	\$19,873.68				\$19,873.68
AUG	\$20,604.00				\$20,604.00
SEPT	\$16,191.48				\$16,191.48
OCT	\$17,152.32				\$17,152.32
NOV	\$12,582.72		\$339.72		\$12,922.44
DEC	\$18,994.44				\$18,994.44
TOTAL	\$193,485.84	\$56.06	\$3,215.95	\$0.00	\$196,757.85

INSPECTIONS:

SAMPLING:	250
NON-SAMPLING	<u>1</u>
TOTAL	251

FLOWS:

MONTH	GALLONS	DAILY AVERAGE
JAN	3,732,981	120,419
FEB	3,681,377	131,478
MAR	5,482,600	176,858
APR	6,045,445	201,515
MAY	5,509,639	177,730
JUN	3,521,449	117,382
JUL	3,979,283	128,364
AUG	5,150,517	166,146
SEPT	5,211,700	173,723
OCT	4,999,991	161,290
NOV	4,613,009	153,767
DEC	6,964,250	224,653

TOTAL **58,892,241**

CHICOPEE INC (2006)
PERMIT NUMBER - 2005090114
COMPLIANCE STATUS - C

NON-COMPLIANCE INCIDENTS:

CHARGES ASSESSED:

MONTH	REGUALR	SURCHARGE	PENALTY	OTHER	TOTAL
JAN	\$16,419.96				\$16,419.96
FEB	\$18,602.76				\$18,602.76
MAR	\$15,198.00				\$15,198.00
APR	\$28,776.24				\$28,776.24
MAY	\$26,250.72			(\$2,877.62)	\$23,373.10
JUN	\$24,237.24				\$24,237.24
JUL	\$19,947.12				\$19,947.12
AUG	\$29,180.16				\$29,180.16
SEPT	\$24,502.44				\$24,502.44
OCT	\$25,950.84				\$25,950.84
NOV	\$24,853.32				\$24,853.32
DEC	\$16,762.68				\$16,762.68
TOTAL	\$270,681.48	\$0.00	\$0.00	(\$2,877.62)	\$267,803.86

INSPECTIONS:

SAMPLING:	250
NON-SAMPLING	1
TOTAL	251

FLOWS:

MONTH	GALLONS	DAILY AVERAGE
JAN	6,020,502	194,210
FEB	6,820,481	243,589
MAR	5,572,480	179,757
APR	10,550,592	351,686
MAY	9,625,167	310,489
JUN	8,886,502	296,217
JULY	7,313,966	235,934
AUG	10,699,347	345,140
SEPT	8,983,929	299,464
OCT	9,515,218	306,943
NOV	9,112,562	303,752
DEC	6,145,964	198,257
TOTAL		99,246,710

COMMENTS:

Deluxe Media Services, Inc. (2006)
PERMIT NUMBER - 2004070115
COMPLIANCE STATUS - NC

NONCOMPLIANCE INCIDENTS:

March TSS over limits

CHARGES ASSESSED:

MONTH	REGUALR	SURCHARGE	PENALTY	OTHER	TOTAL
JAN	\$2,796.84	\$349.05			\$3,145.89
FEB	\$2,466.36			(\$33.94)	\$2,432.42
MAR	\$3,484.32	\$478.01			\$3,962.33
APR	\$3,149.76	\$192.21			\$3,341.97
MAY	\$3,078.36				\$3,078.36
JUN	\$3,461.88				\$3,461.88
JUL	\$4,347.24				\$4,347.24
AUG	\$4,402.32	\$2,898.94			\$7,301.26
SEPT	\$3,723.00				\$3,723.00
OCT	\$3,541.44	\$1,137.86			\$4,679.30
NOV	\$2,652.00	\$2,547.82			\$5,199.82
DEC	\$2,464.32	\$1,144.56			\$3,608.88
TOTAL	\$39,567.84	\$8,748.45	\$0.00	(\$33.94)	\$48,282.35

INSPECTIONS:

SAMPLING:	250
NON-SAMPLING	1
TOTAL	251

FLOWS:

MONTH	GALLONS	DAILY AVERAGE
JAN	1,025,508	33,081
FEB	904,332	32,298
MAR	1,277,584	41,212
APR	1,154,912	38,497
MAY	1,128,732	36,411
JUN	1,269,356	42,312
JUL	1,593,988	51,419
AUG	1,614,184	52,070
SEPT	1,365,100	45,503
OCT	1,298,528	41,888
NOV	972,400	32,413
DEC	903,584	29,148

PROCESS FLOWS:

GALLONS	DAILY AVERAGE
43,235	1,395
39,510	1,411
42,718	1,378
34,143	1,138
24,357	786
29,529	984
28,280	912
41,298	1,332
40,879	1,363
38,947	1,256
20,680	689
9,137	295

TOTAL

14,508,208

392,713

J B HUNT TRANSPORTATION (2006)

PERMIT NUMBER - 2005090116

COMPLIANCE STATUS - NC

NON-COMPLIANCE INCIDENTS:

April pH below limits (2)

CHARGES ASSESSED:

MONTH	REGULAR	SURCHARGE	PENALTY	OTHER	TOTAL
JAN	\$1,203.60				\$1,203.60
FEB	\$1,034.28				\$1,034.28
MAR	\$1,195.44				\$1,195.44
APR	\$1,164.84		\$52.15		\$1,216.99
MAY	\$928.20				\$928.20
JUN	\$979.20				\$979.20
JUL	\$1,077.12				\$1,077.12
AUG	\$1,052.64				\$1,052.64
SEPT	\$964.92				\$964.92
OCT	\$938.40				\$938.40
NOV	\$948.60				\$948.60
DEC	\$777.24				\$777.24
TOTAL	\$12,264.48	\$0.00	\$52.15	\$0.00	\$12,316.63

INSPECTIONS:

SAMPLING:	250	
NON-SAMPLING	<u>1</u>	
TOTAL		251

FLOWS:

MONTH	GALLONS	DAILY AVERAGE
JAN	441,320	14,236
FEB	379,236	13,544
MAR	438,328	14,140
APR	427,108	14,237
MAY	340,340	10,979
JUN	359,040	11,968
JUL	394,944	12,740
AUG	385,968	12,451
SEPT	353,804	11,793
OCT	344,080	11,099
NOV	347,820	11,594
DEC	284,988	9,193
TOTAL		4,496,976

COMMENTS:

J M PRODUCTS (2005)
PERMIT NUMBER - 2005090117
COMPLIANCE STATUS - NC

NON-COMPLIANCE INCIDENTS:

October Failure to monitor BOD TSS pH Temp

CHARGES ASSESSED:

MONTH	REGULAR	SURCHARGE	PENALTY	OTHER	TOTAL
JAN	\$301.92				\$301.92
FEB	\$281.52				\$281.52
MAR	\$354.96				\$354.96
APR	\$342.72				\$342.72
MAY	\$299.88				\$299.88
JUN	\$310.08				\$310.08
JUL	\$326.40	\$388.34			\$714.74
AUG	\$403.92				\$403.92
SEPT	\$414.12				\$414.12
OCT	\$465.12	\$549.60			\$1,014.72
NOV	\$379.44	\$124.33			\$503.77
DEC	\$320.28				\$320.28
TOTAL	\$4,200.36	\$1,062.27	\$0.00	\$0.00	\$5,262.63

INSPECTIONS:

SAMPLING:	250
NON-SAMPLING	<u>1</u>
TOTAL	251

FLOWS:

MONTH	GALLONS	DAILY AVERAGE
JAN	110,704	3,571
FEB	103,224	3,687
MAR	130,152	4,198
APR	125,664	4,189
MAY	109,956	3,547
JUN	113,696	3,790
JUL	119,680	3,861
AUG	148,104	4,778
SEPT	151,844	5,061
OCT	170,544	5,501
NOV	139,128	4,638
DEC	117,436	3,788
TOTAL		<u>1,540,132</u>

COMMENTS:

KOPPERS INDUSTRIES (2006)
PERMIT NUMBER - 2005090118
COMPLIANCE STATUS - NC

NON-COMPLIANCE INCIDENTS:

March TSS above limits
 May FOG above limits
 May pH below limits (2)
 August FOG above limits

CHARGES ASSESSED:

MONTH	REGULAR	SURCHARGE	PENALTY	OTHER	TOTAL
JAN	\$1,944.12	\$90.09			\$2,034.21
FEB	\$2,756.04				\$2,756.04
MAR	\$1,780.92	\$622.65			\$2,403.57
APR	\$2,566.32	\$56.52			\$2,622.84
MAY	\$2,805.00		\$149.89		\$2,954.89
JUN	\$2,180.76	\$15.01			\$2,195.77
JUL	\$2,390.88	\$2,433.86			\$4,824.74
AUG	\$2,315.40	\$2,172.88			\$4,488.28
SEPT	\$2,256.24	\$21.74			\$2,277.98
OCT	\$2,415.36	\$36.57			\$2,451.93
NOV	\$2,594.88	\$1,494.11			\$4,088.99
DEC	\$2,327.64	\$918.17			\$3,245.81
TOTAL	\$28,333.56	\$7,861.60	\$149.89	\$0.00	\$36,345.05

INSPECTIONS:

SAMPLING:	250
NON-SAMPLING	<u>1</u>
TOTAL	251

FLOWS:

MONTH	GALLONS	DAILY AVERAGE
JAN	712,539	22,985
FEB	1,010,388	36,085
MAR	652,560	21,050
APR	940,484	31,349
MAY	1,027,920	33,159
JUN	799,236	26,641
JUL	875,992	28,258
AUG	848,624	27,375
SEPT	826,684	27,556
OCT	885,600	28,568
NOV	951,088	31,703
DEC	853,128	27,520
TOTAL		10,384,243

L'OREAL (2006)
PERMIT NUMBER - 2005090119
COMPLIANCE STATUS - NC

NON-COMPLIANCE INCIDENTS

October TSS above limit

CHARGES ASSESSED:

MONTH	REGULAR	SURCHARGE	PENALTY	OTHER	TOTAL
JAN	\$3,100.80	\$1,351.02			\$4,451.82
FEB	\$2,758.08	\$3,223.32			\$5,981.40
MAR	\$3,441.48	\$3,301.96			\$6,743.44
APR	\$3,847.44	\$1,651.14			\$5,498.58
MAY	\$3,188.52	\$1,502.57			\$4,691.09
JUN	\$3,404.76	\$1,816.41			\$5,221.17
JUL	\$3,064.08	\$1,044.47			\$4,108.55
AUG	\$3,918.84	\$3,340.66			\$7,259.50
SEPT	\$2,647.92	\$2,176.83			\$4,824.75
OCT	\$2,550.00	\$3,072.97			\$5,622.97
NOV	\$2,990.64	\$1,132.87			\$4,123.51
DEC	\$2,488.80	\$1,573.72			\$4,062.52
TOTAL	\$37,401.36	\$25,187.94	\$0.00	\$0.00	\$62,589.30

INSPECTIONS:

SAMPLING:	250
NON-SAMPLING	1
TOTAL	251

FLOWS:

MONTH	GALLONS	DAILY AVERAGE
JAN	1,136,480	36,661
FEB	1,010,930	36,105
MAR	1,261,757	40,702
APR	1,410,271	47,009
MAY	1,169,024	37,710
JUN	1,248,290	41,610
JUL	1,123,128	36,230
AUG	1,436,622	46,343
SEPT	970,597	32,353
OCT	934,316	30,139
NOV	1,095,920	36,531
DEC	912,409	29,433
TOTAL		13,709,744

COMMENTS:

MAVERICK TRUCKING (2006)
 PERMIT NUMBER - 200609012-
 COMPLIANCE STATUS - NC

NON-COMPLIANCE INCIDENTS:

February pH below limits
 March pH below limits
 April pH below limits (3)
 May pH below limits (2)
 August pH below limits
 September pH above limits
 October pH below limits

CHARGES ASSESSED:

MONTH	REGULAR	SURCHARGE	PENALTY	OTHER	TOTAL
JAN	\$1,056.72	\$648.79			\$1,705.51
FEB	\$952.68	\$766.75	\$25.33		\$1,744.76
MAR	\$1,113.84		\$47.68		\$1,161.52
APR	\$1,203.60	\$409.69	\$128.14		\$1,741.43
MAY	\$1,250.52	\$326.21	\$77.48		\$1,654.21
JUN	\$1,330.08				\$1,330.08
JUL	\$1,232.16	\$344.94			\$1,577.10
AUG	\$1,266.84	\$60.45	\$83.44		\$1,410.73
SEPT	\$1,085.28	\$193.34	\$4.47		\$1,283.09
OCT	\$881.28	\$4.10	\$29.80		\$915.18
NOV	\$1,038.36				\$1,038.36
DEC	\$1,054.68				\$1,054.68
TOTAL	\$13,466.04	\$2,754.27	\$396.34	\$0.00	\$16,616.65

INSPECTIONS:

SAMPLING:	250
NON-SAMPLING	<u>1</u>
TOTAL	251

FLOWS:

MONTH	GALLONS	DAILY AVERAGE
JAN	387,464	12,499
FEB	349,316	12,476
MAR	408,408	13,174
APR	441,320	14,711
MAY	458,524	14,791
JUN	487,696	16,257
JUL	451,792	14,574
AUG	464,508	14,984
SEPT	397,936	13,265
OCT	323,136	10,424
NOV	380,732	12,691
DEC	386,716	12,475
TOTAL		<u>4,937,548</u>

COMMENTS:

OAKLEY (2006)
PERMIT NUMBER - 2005100125
COMPLIANCE STATUS - NC

NON-COMPLIANCE INCIDENTS:

October TSS above limit
 November TSS above limit

CHARGES ASSESSED:

MONTH	REGULAR	SURCHARGE	PENALTY	OTHER	TOTAL
JAN	\$385.56	\$188.89			\$574.45
FEB	\$381.48	\$1.21			\$382.69
MAR	\$459.00	\$92.06			\$551.06
APR	\$342.72	\$34.89			\$377.61
MAY	\$387.60	\$183.15			\$570.75
JUN	\$397.80	\$97.82			\$495.62
JUL	\$334.56	\$36.19			\$370.75
AUG	\$387.60				\$387.60
SEPT	\$354.96	\$167.12			\$522.08
OCT	\$479.40	\$305.28	\$116.58		\$901.26
NOV	\$383.52	\$254.12			\$637.64
DEC	\$405.96	\$67.15			\$473.11
TOTAL	\$4,700.16	\$1,427.88	\$116.58	\$0.00	\$6,244.62

INSPECTIONS:

SAMPLING:	250
NON-SAMPLING	<u>1</u>
TOTAL	251

FLOWS:

MONTH	GALLONS	DAILY AVERAGE
JAN	141,372	4,560
FEB	139,876	4,996
MAR	168,300	5,429
APR	125,664	4,189
MAY	142,120	4,585
JUN	145,860	4,862
JUL	122,672	3,957
AUG	142,120	4,585
SEPT	130,152	4,338
OCT	175,780	5,670
NOV	140,624	4,687
DEC	148,852	4,802
TOTAL		1,723,392

COMMENTS:

ST. VINCENT NORTH (2006)
PERMIT NUMBER - 2004010105
COMPLIANCE STATUS - C

NON-COMPLIANCE INCIDENTS:

CHARGES ASSESSED:

MONTH	REGULAR	SURCHARGE	PENALTY	OTHER	TOTAL
JAN	\$1,217.88	\$753.06			\$1,970.94
FEB	\$973.08	\$899.61			\$1,872.69
MAR	\$1,370.88	\$1,640.24			\$3,011.12
APR	\$1,838.04	\$1,655.98			\$3,494.02
MAY	\$2,054.28	\$248.14			\$2,302.42
JUN	\$2,297.04	\$967.37			\$3,264.41
JUL	\$2,348.04	\$1,719.79			\$4,067.83
AUG	\$2,584.68	\$1,220.46			\$3,805.14
SEPT	\$2,003.28	\$1,164.32			\$3,167.60
OCT	\$1,662.60	\$301.22			\$1,963.82
NOV	\$1,336.20	\$170.03			\$1,506.23
DEC	\$1,224.00	\$19.47			\$1,243.47
TOTAL	\$20,910.00	\$10,759.69	\$0.00	\$0.00	\$31,669.69

INSPECTIONS:

SAMPLING:	250
NON-SAMPLING	<u>1</u>
TOTAL	251

FLOWS:

MONTH	GALLONS	DAILY AVERAGE
JAN	446,556	14,405
FEB	356,796	12,743
MAR	502,656	16,215
APR	673,948	22,465
MAY	753,236	24,298
JUN	842,248	28,075
JUL	860,948	27,773
AUG	947,716	30,571
SEPT	734,536	24,485
OCT	609,620	19,665
NOV	489,940	16,331
DEC	448,800	14,477
TOTAL		<u>7,667,000</u>

COMMENTS:

TRUCK-O-MAT (2006)
PERMIT NUMBER - 2005090122
COMPLIANCE STATUS - NC

NON-COMPLIANCE INCIDENTS:

March pH below limits (3)
 November pH below limits

CHARGES ASSESSED:

MONTH	REGUALR	SURCHARGE	PENALTY	OTHER	TOTAL
JAN	\$781.32				\$781.32
FEB	\$648.72				\$648.72
MAR	\$765.00		\$41.03		\$806.03
APR	\$648.72				\$648.72
MAY	\$626.28				\$626.28
JUN	\$671.16				\$671.16
JUL	\$638.52				\$638.52
AUG	\$697.68				\$697.68
SEPT	\$820.08	\$27.09			\$847.17
OCT	\$836.40				\$836.40
NOV	\$750.72		\$5.96		\$756.68
DEC	\$797.64				\$797.64
TOTAL	\$8,682.24	\$27.09	\$46.99	\$0.00	\$8,756.32

INSPECTIONS:

SAMPLING:	250
NON-SAMPLING	<u>1</u>
TOTAL	251

FLOWS:

MONTH	GALLONS	DAILY AVERAGE
JAN	286,500	9,242
FEB	237,500	8,482
MAR	279,900	9,029
APR	237,500	7,917
MAY	229,200	7,394
JUN	245,900	8,197
JUL	233,800	7,542
AUG	255,200	8,232
SEPT	300,000	10,000
OCT	306,300	9,881
NOV	274,900	9,163
DEC	292,200	9,426
TOTAL		3,178,900

COMMENTS:

TYSON FOODS (2006)
PERMIT NUMBER - 2005090123
COMPLIANCE STATUS - NC

NON-COMPLIANCE INCIDENTS:

March FOG above limits

CHARGES ASSESSED:

	REGUALR	SURCHARGE	PENALTY	OTHER	TOTAL
JAN	\$9,459.48				\$9,459.48
FEB	\$8,068.20				\$8,068.20
MAR	\$10,167.36	\$768.17			\$10,935.53
APR	\$10,355.04				\$10,355.04
MAY	\$9,194.28				\$9,194.28
JUN	\$9,400.32				\$9,400.32
JUL	\$9,261.60				\$9,261.60
AUG	\$9,783.84				\$9,783.84
SEPT	\$9,092.28				\$9,092.28
OCT	\$10,569.24				\$10,569.24
NOV	\$9,847.08				\$9,847.08
DEC	\$9,392.16				\$9,392.16
TOTAL	\$114,590.88	\$768.17	\$0.00	\$0.00	\$115,359.05

INSPECTIONS:

SAMPLING:	250
NON-SAMPLING	<u>1</u>
TOTAL	251

FLOWS:

MONTH	GALLONS	DAILY AVERAGE
JAN	3,468,127	111,875
FEB	2,957,946	105,641
MAR	3,727,812	120,252
APR	3,796,523	126,551
MAY	3,371,179	108,748
JUN	3,446,136	114,871
JUL	3,395,269	109,525
AUG	3,586,941	115,708
SEPT	3,333,605	111,120
OCT	3,875,221	125,007
NOV	3,609,900	120,330
DEC	3,443,568	111,083
TOTAL		42,012,227

COMMENTS:

UNION PACIFIC RAILROAD - PIKE AVENUE (2006)

PERMIT NUMBER - 2005090124

COMPLIANCE STATUS - NC

NON-COMPLIANCE INCIDENTS:

February Failure to submit annual metals

CHARGES ASSESSED:

MONTH	REGUALR	SURCHARGE	PENALTY	OTHER	TOTAL
JAN	\$8,969.88				\$8,969.88
FEB	\$7,974.36				\$7,974.36
MAR	\$10,722.24				\$10,722.24
APR	\$12,205.32				\$12,205.32
MAY	\$10,259.16				\$10,259.16
JUN	\$9,657.36				\$9,657.36
JUL	\$9,298.32				\$9,298.32
AUG	\$10,002.12				\$10,002.12
SEPT	\$9,702.24				\$9,702.24
OCT	\$8,723.04				\$8,723.04
NOV	\$11,064.96				\$11,064.96
DEC	\$11,340.36				\$11,340.36
TOTAL	\$119,919.36	\$0.00	\$0.00	\$0.00	\$119,919.36

INSPECTIONS:

SAMPLING:	250
NON-SAMPLING	1
TOTAL	251

FLOWS:

MONTH	GALLONS	DAILY AVERAGE
JAN	3,288,286	106,074
FEB	2,923,739	104,419
MAR	3,931,239	126,814
APR	4,475,307	149,177
MAY	3,761,189	121,329
JUN	3,540,583	118,019
JUL	3,409,313	109,978
AUG	3,667,431	118,304
SEPT	3,556,827	118,561
OCT	3,197,919	103,159
NOV	4,057,140	135,238
DEC	4,157,902	134,126
TOTAL		43,966,875

COMMENTS:

UNION PACIFIC RAILROAD - 400 YARD (2006)

NONCOMPLIANCE INCIDENTS:

June TSS over limits

CHARGES ASSESSED:

MONTH	REGUALR	SURCHARGE	PENALTY	OTHER	TOTAL
JAN	\$816.00				\$816.00
FEB	\$769.08				\$769.08
MAR	\$781.32				\$781.32
APR	\$744.60				\$744.60
MAY	\$848.64				\$848.64
JUN	\$1,353.54				\$1,353.54
JUL	\$999.06				\$999.06
AUG	\$852.72				\$852.72
SEPT	\$740.52				\$740.52
OCT	\$754.80				\$754.80
NOV	\$782.42				\$782.42
DEC	\$644.64				\$644.64
TOTAL	\$10,087.34	\$0.00	\$0.00	\$0.00	\$10,087.34

INSPECTIONS:

SAMPLING:	12
NON-SAMPLING	
TOTAL	12

FLOWS:

MONTH	GALLONS	DAILY AVERAGE
JAN	299,200	9,652
FEB	281,622	10,058
MAR	286,260	9,234
APR	272,945	9,098
MAY	311,093	10,035
JUN	273,843	9,128
JUL	281,323	9,075
AUG	312,514	10,081
SEPT	271,449	9,048
OCT	276,236	8,911
NOV	246,242	8,208
DEC	235,695	7,603
TOTAL		3,348,422

COMMENTS:

North Little Rock Waste Water Utility
(Permitted Significant Industrial User)
Contact/Address List

~~Arkansas Surgical Hospital~~

5201 Northshore Dr.
N.L.R., AR. 72118

Permit # 2005040110 Eff. 6-01-2005
SIC # 8062 Exp. 8-31-2008

Lyndell H. Weaks, CEO (501) 748-8017
Jerry Compton, Facilities Manager (501) 748-8093

~~Baptist Health Medical Center North~~

3333 Springhill Dr.
N.L.R., AR. 72117

Permit #2005090111 Eff. 9-01-2005
SIC # 8062 Exp. 8-31-2008

Danny Draper, Director-Facilities Management (501)202-3010
Trisha Barker, Maintenance Department (501)202-3011

~~Blue Beacon~~

(I-40 Exit 161 N.L.R., AR. 72117)
P.O. Box 17923
N.L.R., AR. 72117

Permit #2005090112 Eff. 9-01-2005
SIC #7542 Exp. 8-31-2008

Walter Nixon, Manager (501)945-7023

Blue Beacon (Billing)-(Environmental Compliance)
P.O. Box 856
Salina, KS. 67402-0856

Tina Dorf, Director Environmental Compliance (785)825-2221

Central Arkansas Veterans Healthcare Systems

Permit #2005090113
SIC#8062 Eff. 9-01-2005
Exp. 8-31-2008

Central Arkansas Veterans Healthcare Systems
N.L.R. Division Safety Office (138/NLR)
2200 Fort Roots Drive
N.L.R., AR. 72114

R.J. Lipin, Chief Engineering Service (501)370-6622
Juanita Terry, Environmental Officer (501)257-1130

Central Arkansas Veterans Healthcare Systems
Engineering Services (138 / NLR)

Attn: Trish Walters
2200 Fort Roots Drive
N.L.R., AR. 72114

(Billing) Trish Walters 257-1150 Fax: 257-1144

Chicopee / PGI Nonwovens

1301 E 8th Street
N.L.R., AR. 72115

Permit # 2005090114
SIC # 2297, 2676

Eff. 9-01-2005
Exp. 8-31-2008

Larry Jones, Sr. Project Engineer (501)399-2580

Deluxe Media Services, Inc.

9201 Faulkner Lake Road
N.L.R., AR. 72117

Permit # 2004070115

SIC # 1110, 3471-12, 3652-03

Eff. 7-31-2004
Exp. 8-31-2008

Mike Eliason, Director of Manufacturing (501)955-3003
Chris Brewer, Maintenance Supervisor (501)955-2800 ext. 4161

J B Hunt Transportation

2901 Hwy 161 North.
N.L.R., AR. 72117

Permit #2005090116
SIC #4231

Eff. 9-01-2005
Exp. 8-31-2008

Jeff Taylor, Maintenance Director (501)945-8681
Melisa Alvers (501)945-8682

~~J~~M Products

(10500 Maybelline Rd. N.L.R., AR. 72117)
P.O. Box 4025
L.R., AR. 72204

Permit #2005090117
SIC #2844 Eff. 9-01-2005
Exp. 8-31-2008

Michael Joshua, President (501)371-0040
Ernest P. Joshua, VP/Plant Manager 664-7109
Tim Shavers (501)945-5550

~~K~~oppers Industries

(2201 Edmonds Rd. N.L.R., AR. 72117)
P.O. Box 15490
N.L.R., AR. 72231

Permit #2005090118
SIC #2491 Eff. 9-01-2005
Exp. 8-31-2008

John Launius, Supervisor (501)945-6424
Brad Maxey, Plant Manager (501)945-4581

~~L'~~OREAL USA PRODUCTS, INC.

11500 Maybelline Rd.
N.L.R, AR. 72117-1886

Permit #2005090119
SIC #2844 Eff. 9-01-2005
Exp. 8-31-2008

Gene Semon, Engineering Dept. (501)955-8638
Dale Sharp, Director of Engineering (501)955-8638

~~M~~averick

(13301 Valentine Rd. N.L.R, AR. 72117)
P.O. Box 15428
N.L.R, AR. 72231

Permit #2005090120
SIC #4213 & 7542 Eff. 9-01-2005
Exp. 8-31-2008

Don Moir, Maintenance Director (501)955-1278
Ed Kocher, Maintenance Supervisor (501)955-1218 Pager.399-6048

~~Bruce Oakley Inc.~~

(3700 Lincoln Av., N.L.R., AR. 72114)

P.O. Box 17880

N.L.R., AR. 72117

Permit # 2005100125

SIC # 4213 & 7542 Eff. 10-01-2005

Exp. 8-31-2008

Dennis Oakley, President (501) 945-0875

Mac Holleman, Operations Manager (501) 945-0875

~~St. Vincent Medical Center – North~~

(2215 Wildwood Av. Sherwood, AR. 72120)

St. Vincent Infirmary Medical Center

#2 St. Vincent Cr. L.R., AR. 72205

Permit # 2006090121 Eff. 9-01-2006

SIC # 8062 Exp. 8-31-2008

James Newton, Director of Operations (501)552-3934 c/804-0938

Kevin Yarberr, Mechanical Supervisor c/804-8908

James Seay, Environmental Consultant (501)552-3996 c/580-9350

~~Truck-O-Mat~~

(11601 Kinard Rd. N.L.R., AR. 72117)

P.O. Box 17742

N.L.R., AR. 72117

Permit #2005090122

SIC #7542 & 5541 Eff. 9-01-2005

Exp. 8-31-2008

Gary Cozad, Manager (501)945-2899

~~Tyson Foods~~

3800 Progress Street

N.L.R., AR. 72117

Permit #2005090123

SIC #2015 Eff. 9-01-2005

Exp. 8-31-2008

Sylvester Boson, TP Supervisor (501)945-7131

Maggie Huie, Plant Manager (501)945-7131

~~Union Pacific Railroad~~

Permit #2005090124
SIC#4011 Eff. 9-01-2005
Exp. 8-31-2008

Union Pacific Railroad
1000 W 4th
N.L.R., AR. 72114
Tom Franklin(Jenks Shop)
Shop Manager
(501)373-2066

Union Pacific Railroad
1000 W 4th
N.L.R, AR. 72114
John Stewart (cell 765-7456)
Manager Environmental
(501)373-2304

Union Pacific Railroad
P.O.Box1611
Downtown Station
Omaha, NE. 68101
....(Billing)....

Treatment Plant Facility Address: 1101 West Broadway Av. N.L.R, AR.

Hatch-Mott (Un-Pac wwtp contractor. Pike Ave. Plant.)(501)373-2323
300 Pike Ave. Marty Waldrop, wwtp. Supervisor.(501)373-2099
N.L.R., AR. 72114

FAULKNER LAKE T/P INDUSTRIAL FLOWS RECAP 2006

MONTH	JANUARY	FEBRUARY	MARCH	APRIL	MAY	JUNE	JULY	AUGUST	SEPTEMBER	OCTOBER	NOVEMBER	DECEMBER	ANNUAL TOTAL/MG
BAPTIST HEALTH M/C (NORTH)	1,259,130	1,089,480	1,257,865	1,136,320	1,199,640	1,200,350	1,245,590	1,238,460	1,173,900	1,234,140	1,201,890	1,261,610	14,498
BLUE BEACON	507,892	427,856	578,204	536,316	505,648	563,992	527,340	553,520	580,448	572,968	477,224	498,168	6,330
CAV HEALTHCARE SYSTEM	3,732,981	3,681,377	5,482,600	6,045,445	5,509,639	3,521,449	3,979,283	5,150,517	5,211,700	4,999,991	4,615,009	6,964,250	58,894
CHICOPEE	6,020,502	6,820,481	5,572,480	10,550,592	9,625,167	8,886,502	7,313,966	10,699,347	8,983,929	9,515,218	9,112,562	6,145,964	99,247
DELUXE MEDIA SERVICES	1,025,508	904,332	1,277,584	1,154,912	1,128,732	1,269,356	1,593,988	1,614,184	1,365,100	1,298,528	972,400	903,584	14,508
J B HUNT TRANSPORTATION	441,320	379,236	438,328	427,108	340,340	359,040	394,944	385,968	353,804	344,080	347,820	284,988	4,497
J M PRODUCTS	110,704	103,224	130,152	125,664	109,956	113,696	119,680	148,104	151,844	170,544	139,128	117,436	1,540
KOPPERS INDUSTRIES	712,539	1,010,388	652,560	940,484	1,027,920	799,236	875,992	848,624	826,684	885,600	951,088	853,128	10,384
L'OREAL USA PRODUCTS	1,136,480	1,010,930	1,261,757	1,410,271	1,169,024	1,248,290	1,123,128	1,436,622	970,597	934,316	1,095,920	912,409	13,710
MAVERICK TRANSPORT	387,464	349,316	408,408	441,320	458,524	487,696	451,792	464,508	397,936	323,136	380,732	386,716	4,938
OAKLEY	141,372	139,876	168,300	125,664	142,210	145,860	122,672	142,120	130,152	175,780	140,624	148,852	1,723
TRUCK-O-MAT	286,500	237,500	279,900	237,500	229,200	245,900	233,800	255,200	300,000	306,300	274,900	292,200	3,179
TYSON FOODS	3,488,127	2,957,946	3,727,812	3,796,523	3,371,179	3,446,136	3,395,269	3,586,941	3,333,605	3,875,221	3,609,900	3,443,568	42,012
UNION PACIFIC - PIKE AVE	3,288,286	2,923,739	3,931,239	4,475,307	3,761,189	3,540,583	3,409,313	3,667,431	3,556,827	3,197,919	4,057,140	4,157,902	43,967
UNION PACIFIC - 400 YD	299,200	281,622	286,260	272,945	311,093	273,843	281,323	312,514	271,449	276,236	246,242	235,695	3,348
TOTAL INDUSTRIAL FLOW	22,82	22,32	25,45	31,68	28,89	26,10	25,07	30,50	27,61	28,11	27,62	26,61	0,88
FAULKNER LAKE INFLUENT	178,109	153,527	207,899	199,109	267,097	189,974	196,580	147,416	158,225	186,143	162,407	242,924	6,27
MONTHLY % OF FLOW	12.81	14.54	12.24	15.91	10.82	13.74	12.75	20.69	17.45	15.10	17.01	10.95	14,10

File Name: Q:\Industry\ Industrial Flows Recap

*Billion Gallons

FIVE MILE T/P INDUSTRIAL FLOWS RECAP 2006

MONTH	JANUARY	FEBRUARY	MARCH	APRIL	MAY	JUNE	JULY	AUGUST	SEPTEMBER	OCTOBER	NOVEMBER	DECEMBER	ANNUAL TOTAL/MG
St. Vincent M/C-North	446,556	356,796	502,656	673,948	753,236	842,248	860,948	947,716	734,536	609,620	489,940	448,800	7,667
													0,000
													0,000
													0,000
													0,000
													0,000
													0,000
													0,000
													0,000
													0,000
													0,000
													0,000
													0,000
													0,000
													0,000
TOTAL INDUSTRIAL FLOW	0.45	0.36	0.50	0.67	0.75	0.84	0.86	0.95	0.73	0.61	0.49	0.45	0.02
FIVE MILE INFLUENT	119,773	120,534	158,505	137,859	161,768	84,258	85,128	89,681	86,980	93,282	118,941	180,994	3,94
MONTHLY % OF FLOW	0.37	0.30	0.32	0.49	0.47	1.00	1.01	1.06	0.84	0.65	0.41	0.25	0.53

WHITE OAK T/P INDUSTRIAL FLOWS RECAP 2006

MONTH	JANUARY	FEBRUARY	MARCH	APRIL	MAY	JUNE	JULY	AUGUST	SEPTEMBER	OCTOBER	NOVEMBER	DECEMBER	ANNUAL TOTAL/MG
Arkansas Surgical Hospital	118,184	104,720	116,688	121,924	125,664	127,160	119,680	140,624	130,900	136,136	139,876	124,916	1,506
													0.000
													0.000
													0.000
													0.000
													0.000
													0.000
													0.000
													0.000
													0.000
													0.000
													0.000
													0.000
													0.000
													0.000
													0.000
													0.000
													0.000
TOTAL INDUSTRIAL FLOW	0.12	0.10	0.12	0.12	0.13	0.13	0.12	0.14	0.13	0.14	0.14	0.12	0.00
WHITE OAK INFLUENT	82,741	83,878	103,614	112,260	79,539	51,413	49,381	52,530	50,738	56,128	81,264	147,137	2.61
MONTHLY % OF FLOW	0.14	0.12	0.11	0.11	0.16	0.25	0.24	0.27	0.26	0.23	0.17	0.08	0.16

**PRETREATMENT PROGRAM STATUS REPORT
 UPDATED SIGNIFICANT INDUSTRIAL USERS LIST
 ATTACHMENT A**

INDUSTRIAL USER	SIC CODE	CATEGORICAL DETERMINATION	DOCUMENT		NEW USER	TIMES INSPECTED	TIMES SAMPLED	BMR	REPORTS	
			Y/N	LAST ACTION					90-DAY COMPLIANCE	SEMI ANNUAL
Arkansas Surgical Hospital	8062	N/A	Y	6/1/2005	N	1	250	N/A	N/A	N/A
Baptist Health Medical Center North	8062	N/A	Y	9/1/2005	N	1	250	N/A	N/A	N/A
Blue Beacon of NLR	7542	N/A	Y	9/1/2005	N	1	250	N/A	N/A	N/A
Central Arkansas Veterans	8062	N/A	Y	9/1/2005	N	1	250	N/A	N/A	N/A
Chicopee Inc.	2297	N/A	Y	9/1/2005	N	1	250	N/A	N/A	N/A
Deluxe Media	3471	40 CFR 413	Y	7/31/2004	N	1	250	N/A	N/A	N/A
J B Hunt Transportation	4231	N/A	Y	9/1/2005	N	1	250	N/A	N/A	N/A
J M Products	2844	N/A	Y	9/1/2005	N	1	250	N/A	N/A	N/A
Koppers Industries	2491	40 CFR 429	Y	9/1/2005	N	1	250	N/A	N/A	N/A
L'Oreal USA Products Inc.	2844	N/A	Y	9/1/2005	N	1	250	N/A	N/A	N/A
Maverick Transportation	4213	N/A	Y	9/1/2005	N	1	250	N/A	N/A	N/A
Bruce Oakley Inc.	4213	N/A	Y	10/1/2005	N	1	250	N/A	N/A	N/A
St. Vincent - North	8062	N/A	Y	9/1/2006	N	1	250	N/A	N/A	N/A
Truck O Mat of NLR	7542	N/A	Y	9/1/2005	N	1	250	N/A	N/A	N/A
Tyson Foods Inc.	2015	N/A	Y	9/1/2005	N	1	250	N/A	N/A	N/A
Union Pacific Railroad	4011	N/A	Y	9/1/2005	N	1	250	N/A	N/A	N/A



NORTH LITTLE ROCK WASTE WATER UTILITY

February 23, 2007

Ms. Chris Abbeduto, Director
Deluxe Media Services, Inc.
9201 Faulkner Lake Road
North Little Rock, AR. 72117

Ms. Abbeduto:

As requested by Deluxe Media Services, Inc. this letter is to serve as verification that the North Little Rock Waste Water Utility has received notice that as of February 20, 2007 the Deluxe Media Services, Inc. production plant located at 9201 Faulkner Lake Road, North Little Rock, AR. 72117 has closed and all regulated processes have been terminated. Deluxe Media Services Inc. Wastewater Discharge Permit # 2004070115 issued for the U.S.E.P.A. regulated process of Metal Finishing/Electroplating will be terminated, effective February 28, 2007.

If the above referenced facility should reopen at this location by new owners of this company and wish to resume like kind production of a U.S.E.P.A. regulated process, they must notify the North Little Rock Waste Water Utility and reapply for a Wastewater Discharge Permit 90 days prior to discharge of a regulated waste stream.

If you should need further assistance, please contact me or a member of my staff at (501) 945-7186.

NORTH LITTLE ROCK WASTE WATER UTILITY

Gary Mills, Director

GM/et



February 20, 2007

To: Ed Tolland

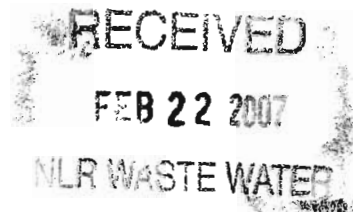
North Little Rock Waste Water Utility
7400 Baucum Pike
North Little Rock, AR 72117

We are giving notification of the termination of our permit effective February 28, 2007 due to plant closure. There will be no more pulls after February 20, 2007.

If there are any questions, please give me a call at 955-3059.

Company: Deluxe Media Services LLC.
Meter number: 0030790457
Permit Number: 2003030115


Skip Hartsell
Facility Manager



Arkansas Democrat Gazette

STATEMENT OF LEGAL ADVERTISING

NLR WASTEWATER UTILITY
PO BOX 17898
NORTH LITTLE ROCK 72117

REMIT TO:
ARKANSAS DEMOCRAT-GAZETTE, INC.
P.O. BOX 2221
LITTLE ROCK, AR 72203

ATTN: Ed Toland

DATE : 03/05/07 INVOICE #: 2141962
ACCT #: L826958 P.O. #: 070386

BILLING QUESTIONS CALL 378-3812

STATE OF ARKANSAS,
COUNTY OF PULASKI, } ss.

I, Elizabeth Myers do solemnly swear that I am the Legal Billing Clerk of the Arkansas Democrat - Gazette, a daily newspaper printed and published in said County, State of Arkansas; that I was so related to this publication at and during the publication of the annexed legal advertisement in the matter of:

npdes


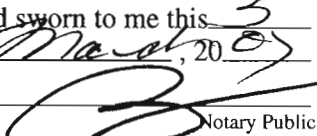
pending in the Court, in said County, and at the dates of the several publications of said advertisement stated below, and that during said periods and at said dates, said newspaper was printed and had a bona fide circulation in said County; that said newspaper had been regularly printed and published in said County, and had a bona fide circulation therein for the period of one month before the date of the first publication of said advertisement; and that said advertisement was published in the regular daily issues of said newspaper as stated below.


DATE	DAY	LINAGE	RATE	DATE	DAY	LINAGE	RATE
03/05	Mon	25	1.25				

TOTAL COST ----- 31.25
Billing Ad #: 42841792

AD COPY

PUBLIC NOTICE
As outlined in the Clean Water Act of 1977 (Public Law 95-217) and as required by National Pollutant Discharge Elimination System (NPDES) Permits AR0020303, AR0020320, AR 0038288, Part III, Section 7 (d), the following is a list of Significant industrial Users who were classified as Significant Violators with applicable pretreatment requirements as defined under the Industrial Pretreatment Program of the North Little Rock Waste Water Utility approved March 16, 1984 (Revised: July 1989, February 1996).
There were no Significant Violators for the year 2006.
428417921


Subscribed and sworn to me this 5 day of March, 2007

Notary Public



CODE SHEET

Annual Report

CODE

Auditor's Name G. Hillen

Permit Number AR0020303

Period Report Covers End Date 12/31/06 PSED

Start Date 1/1/06 PSSD

PPETS WENDB DATA ELEMENTS

Significant IUs in Significant Noncompliance
with Pretreatment Compliance Schedule 0 SSNC

NOV's and A.O.'s Issued Against
Significant IUs 18 FENF

Civil and/or Criminal Judicial Actions
Against Significant IUs 0 JUDI

Significant IUs with Significant Violations
published in Newspaper 0 SVPU

IUs from which penalties have been collected # 16 IUPN

COMMENTS:

MONITORING RESULTS FOR THE ANNUAL PRETREATMENT REPORT
REPORTING YEAR: January 1, 2006 TO December 31, 2006
TREATMENT PLANT: Five Mile Creek NPDES PERMIT AR0020320
AVERAGE POTW FLOW: 3.948 MGD % IU FLOW: 0.53

METALS CYANIDE and PHENOLS (Total)	MAHL LIMIT (mg/L)	INFLUENT DATES SAMPLED				WQ LIMIT mg/L	EFFLUENT DATES SAMPLED				Laboratory Analysis (See Attachment PPS)	EPA Method Used	Detection Level Achieved (ug/L)
		1st Qtr Results mg/L	2nd Qtr Results mg/L	3rd Qtr Results mg/L	4th Qtr Results mg/L		1st Qtr Results mg/L	2nd Qtr Results mg/L	3rd Qtr Results mg/L	4th Qtr Results mg/L			
Antimony		<0.03	<0.03	<0.03	<0.03		<0.03	<0.03	<0.03	<0.03	200.8	Used	60
Arsenic	0.013	<0.001	<0.001	<0.001	<0.001	2.48	<0.001	<0.001	<0.001	<0.001	200.8		10
Beryllium		<0.0003	<0.0003	<0.0003	<0.0003		<0.0003	<0.0003	<0.0003	<0.0003	200.8		5
Cadmium	0.01	0.00024	0.00054	0.00024	0.00022	0.035	<0.0001	<0.0001	<0.0001	<0.0001	200.8		1
Chromium	0.638	<0.007	<0.007	<0.007	<0.007	7.23	<0.007	<0.007	<0.007	<0.007	200.8		10
Copper	0.376	0.020	0.021	0.049	0.041	0.15	<0.007	0.0038	0.0075	0.0090	200.8		10
Lead	0.083	<0.001	0.0020	0.0026	0.0020	0.12	<0.001	<0.001	<0.001	<0.001	200.8		5
Mercury	0.001	<0.0002	<0.0002	0.00021	0.00068	0.0003	<0.0002	<0.0002	<0.0002	<0.0002	245.2		0.2
Molybdenum	0.072	<0.008	<0.008	<0.008	<0.008		<0.008	<0.008	<0.008	<0.008	200.8		7
Nickel	0.077	0.0038	0.0066	0.0042	0.0042	5.54	<0.008	<0.008	<0.008	<0.008	200.8		40
Selenium	0.002	<0.002	<0.002	<0.002	<0.002	0.138	<0.002	<0.002	<0.002	<0.002	200.8		5
Silver	0.108	0.0010	0.0015	0.0026	0.0037	0.041	0.00081	<0.0002	0.00022	0.00025	200.8		2
Thallium		<0.001	<0.001	<0.001	<0.001		<0.001	<0.001	<0.001	<0.001	200.8		10
Zinc	0.789	0.087	0.092	0.17	0.16	0.97	0.041	0.025	0.029	0.023	200.8		20
Cyanide	0.3227	<0.01	<0.01	<0.01	<0.01	0.15	<0.01	<0.01	<0.01	<0.01	335.2		20
Phenols		0.021	0.015	0.034	0.082		<0.005	<0.005	<0.005	<0.005	420.1		5

MONITORING RESULTS FOR THE ANNUAL PRETREATMENT REPORT
REPORTING YEAR: January 1, 2006 TO December 31, 2006
TREATMENT PLANT: Faulkner Lake Treatment Plant NPDES PERMIT AR0020303
AVERAGE POTW FLOW: 6.258 MGD % IU FLOW: 14.10

METALS CYANIDE and PHENOLS (Total)	MAHL LIMIT (mg/L)	INFLUENT DATES SAMPLED				WQ LIMIT mg/L	EFFLUENT DATES SAMPLED				Laboratory Analysis (See Attachment PPS)	
		2/1/06 1st Qtr Results	5/1/06 2nd Qtr Results	8/1/06 3rd Qtr Results	11/1/06 4th Qtr Results		2/1/06 1st Qtr Results	5/1/06 2nd Qtr Results	8/1/06 3rd Qtr Results	11/1/06 4th Qtr Results	EPA Method Used	Detection Level Achieved (ug/L)
Antimony		<0.03	<0.03	<0.03	<0.03		<0.03	<0.03	<0.03	<0.03	200.8	60
Arsenic	0.013	<0.001	<0.001	<0.001	<0.001	2.48	<0.001	<0.001	<0.001	<0.001	200.8	10
Beryllium		<0.0003	<0.0003	<0.0003	<0.0003		<0.0003	<0.0003	<0.0003	<0.0003	200.8	5
Cadmium	0.01	0.0012	0.00065	0.00079	0.00074	0.035	0.00081	0.00049	<0.0001	<0.0001	200.8	1
Chromium	0.638	<0.07	<0.007	<0.007	<0.007	7.23	<0.007	<0.007	<0.007	<0.007	200.8	10
Copper	0.376	0.073	0.076	0.062	0.059	0.15	0.0088	0.0070	0.0052	0.0089	200.8	10
Lead	0.083	0.010	0.013	0.0058	0.0054	0.12	<0.001	<0.001	<0.001	<0.001	200.8	5
Mercury	0.001	<0.0002	0.0014	<0.0002	<0.0002	0.0003	<0.0002	<0.0002	<0.0002	<0.0002	245.2	0.2
Molybdenum	0.072	0.014	<0.008	0.019	0.040		<0.008	<0.008	<0.008	<0.008	200.8	7
Nickel	0.077	0.0066	0.0087	0.0061	0.0064	5.54	0.0035	0.0052	0.0031	0.0033	200.8	40
Selenium	0.002	<0.002	<0.002	<0.002	<0.002	0.138	<0.002	<0.002	<0.002	<0.002	200.8	5
Silver	0.108	0.0032	0.0021	0.0018	0.0021	0.041	<0.0002	<0.0002	<0.0002	<0.0002	200.8	2
Thallium		<0.001	<0.001	<0.001	<0.001		<0.001	<0.001	<0.001	<0.001	200.8	10
Zinc	0.789	0.24	0.16	0.17	0.15	0.97	0.050	0.043	0.047	0.053	200.8	20
Cyanide	0.3227	<0.01	<0.01	<0.01	<0.01	0.15	<0.01	<0.01	<0.01	<0.01	335.2	20
Phenols		0.040	0.066	0.086	0.14		<0.005	<0.005	0.0050	0.007	420.1	5

MONITORING RESULTS FOR THE ANNUAL PRETREATMENT REPORT

REPORTING YEAR: January 1, 2006 TO December 31, 2006

TREATMENT PLANT: White Oak NPDES PERMIT AR0038288

AVERAGE POTW FLOW: 2.689 MGD % IU FLOW: 0.16

METALS CYANIDE and PHENOLS (Total)	MAHL LIMIT (mg/L)	INFLUENT DATES SAMPLED				WQ LEVEL LIMIT mg/L	EFFLUENT DATES SAMPLED				Laboratory Analysis (See Attachment PPS)			
		Results mg/L					Results mg/L				EPA Method Used	Detection Level Achieved (ug/L)		
		1st Qtr	2nd Qtr	3rd Qtr	4th Qtr		1st Qtr	2nd Qtr	3rd Qtr	4th Qtr				
Antimony		<0.03	<0.03	<0.03	<0.03		<0.03	<0.03	<0.03	<0.03	2/1/06	4/1/06	200.8	60
Arsenic	0.013	<0.001	<0.001	<0.001	<0.001	2.48	<0.001	<0.001	<0.001	<0.001	2/1/06	4/1/06	200.8	10
Beryllium		<0.0003	<0.0003	<0.0003	<0.0003		<0.0003	<0.0003	<0.0003	<0.0003	2/1/06	4/1/06	200.8	5
Cadmium	0.01	0.00027	0.0024	0.00015	0.00018	0.035	0.00028	<0.0001	<0.0001	0.00014	2/1/06	4/1/06	200.8	1
Chromium	0.638	<0.007	0.019	<0.007	<0.007	7.23	<0.007	<0.007	<0.007	<0.007	2/1/06	4/1/06	200.8	10
Copper	0.376	0.035	4.1	0.027	0.055	0.15	0.017	0.011	0.021	0.012	2/1/06	4/1/06	200.8	10
Lead	0.063	0.0011	0.29	0.0012	0.0015	0.12	0.0017	<0.001	<0.001	<0.001	2/1/06	4/1/06	200.8	5
Mercury	0.001	<0.0002	0.00027	<0.0002	<0.0002	0.0003	<0.0002	<0.0002	<0.0002	<0.0002	2/1/06	4/1/06	245.2	0.2
Molybdenum	0.072	<0.008	0.0097	<0.008	<0.008		<0.008	<0.008	<0.008	<0.008	2/1/06	4/1/06	200.8	7
Nickel	0.077	0.0031	0.050	0.0036	0.0037	5.54	0.0038	0.012	0.0031	0.0044	2/1/06	4/1/06	200.8	40
Selenium	0.002	<0.002	0.0040	<0.002	<0.002	0.138	<0.002	<0.002	<0.002	<0.002	2/1/06	4/1/06	200.8	5
Silver	0.108	0.00076	0.015	0.0008	0.00055	0.041	0.0012	<0.0002	0.00026	0.00034	2/1/06	4/1/06	200.8	2
Thallium		<0.001	<0.001	<0.001	<0.001		<0.001	<0.001	<0.001	<0.001	2/1/06	4/1/06	200.8	10
Zinc	0.789	0.081	3.90	0.085	0.16	0.97	0.06	0.037	0.042	0.029	2/1/06	4/1/06	200.8	20
Cyanide	0.3227	<0.01	<0.01	<0.01	<0.01	0.15	<0.01	<0.01	<0.01	<0.01	2/1/06	4/1/06	335.2	20
Phenols		0.015	0.020	0.068	0.076		<0.005	<0.005	0.0080	0.012	2/1/06	4/1/06	420.1	5